

BactoReal® Kit *Chlamydiaceae*



For research only, not for diagnostic use

BactoReal® Kit *Chlamydiaceae*

Order no.	Reactions	Pathogen	Internal positive control
DVEB03113	100	FAM channel	Cy5 channel
DVEB03153	50	FAM channel	Cy5 channel
DVEB03111	100	FAM channel	VIC/HEX channel
DVEB03151	50	FAM channel	VIC/HEX channel

Kit contents:

- Detection assay for *Chlamydia* and *Chlamydomphila* species
- Detection assay for internal positive control (control of amplification)
- DNA reaction mix (contains uracil-N glycosylase, UNG)
- Positive control for *Chlamydiaceae*
- Water



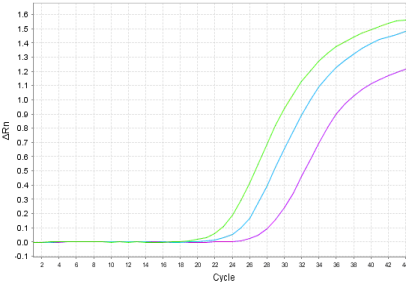
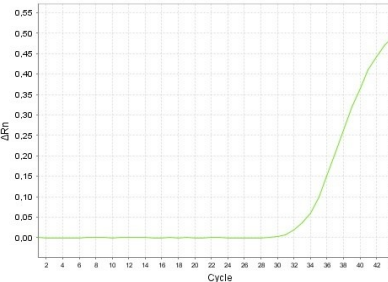
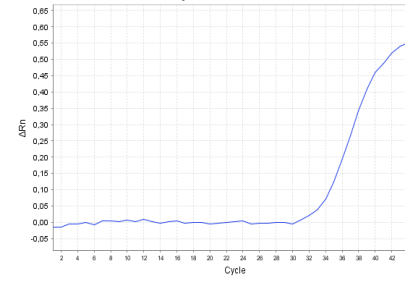
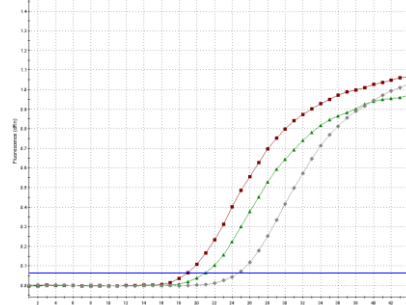
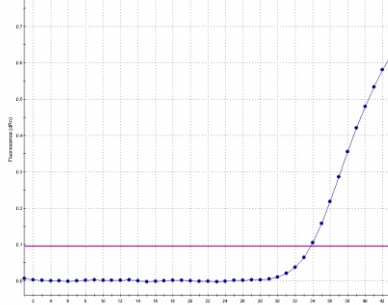
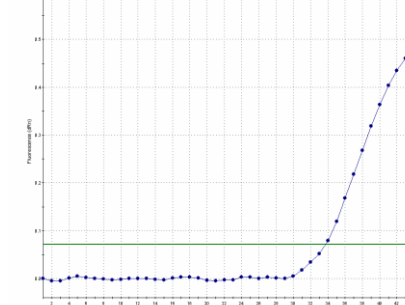
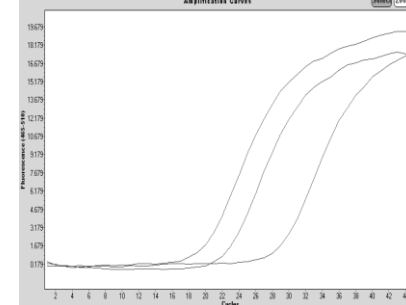
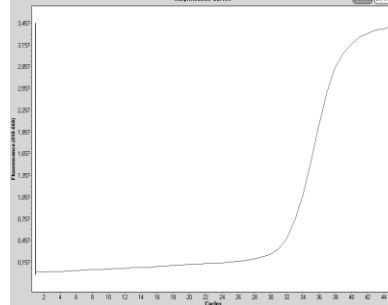
Background: The *Chlamydiaceae* family currently includes two genera and one candidate genus: genus *Chlamydia* (including the species *Chlamydia muridarum*, *Chlamydia suis*, *Chlamydia trachomatis*), genus *Chlamydomphila* (including the species *Chlamydomphila abortus*, *Chlamydomphila caviae*, *Chlamydomphila felis*, *Chlamydomphila pecorum*, *Chlamydomphila pneumoniae*, *Chlamydomphila psittaci*), and candidatus *Clavochlamydia*. All *Chlamydiaceae* are obligate intracellular Gram-negative bacteria that cause diseases in humans and animals worldwide.

Description: BactoReal® Kit *Chlamydiaceae* is based on the amplification and detection of the 23S rRNA gene of *C. muridarum*, *C. suis*, *C. trachomatis*, *C. abortus*, *C. caviae*, *C. felis*, *C. pecorum*, *C. pneumoniae* and *C. psittaci* using real-time PCR. It allows the rapid and sensitive detection of the 23S rRNA gene of *Chlamydiaceae* from DNA samples purified from different sample material (e.g. with the QIAamp DNA Mini Kit). For subtyping please contact ingenetix.

PCR-platforms: BactoReal® Kit *Chlamydiaceae* is developed and validated for the ABI PRISM® 7500 instrument (Life Technologies), LightCycler® 480 (Roche) and Mx3005P® QPCR System (Agilent), but is also suitable for other real-time PCR instruments.

Sensitivity and specificity: BactoReal® Kit *Chlamydiaceae* detects at least 10 copies/reaction. The limit of detection (LoD95 = smallest number of copies of target DNA which can be detected in 95% of cases) is 73 target copies/reaction and was determined by several replicates around the detection limit. Specificity was tested on *Streptococcus dysgalactiae*, *Streptococcus agalactiae*, *Listeria monocytogenes*, *Mycoplasma bovis*, *Bordetella bronchiseptica*, *Haemophilus parasuis* and *Leptospira interrogans*. No cross-reactivity was observed. This test detects *Chlamydia* and *Chlamydomphila* species.

References: Everett, K. D. E., Bush, R. M. & Andersen, A. A. 1999. Emended description of the order *Chlamydiales*, proposal of *Parachlamydiaceae* fam. nov. and *Simkaniaceae* fam. nov., each containing one monotypic genus, revised taxonomy of the family *Chlamydiaceae*, including a new genus and five new species, and standards for the identification of organisms. International Journal of Systematic and Evolutionary Bacteriology 49, 415 - 440.

Detection of <i>Chlamydiaceae</i>	Detection of internal positive control CR-3	Detection of internal positive control CR-1
<p>Amplification Plot</p>  <p>ABI Prism® 7500: FAM channel, 530 nm 1:10 serial dilution of <i>Chlamydomphila</i> DNA</p>	<p>Amplification Plot</p>  <p>ABI Prism® 7500: Cy5 channel, 667 nm Internal positive control</p>	<p>Amplification Plot</p>  <p>ABI Prism® 7500: VIC channel, 554 nm Internal positive control</p>
<p>Amplification Plot</p>  <p>Mx3005P®: FAM channel 1:10 serial dilution of <i>Chlamydomphila</i> DNA</p>	<p>Amplification Plot</p>  <p>Mx3005P®: CY5 channel Internal positive control</p>	<p>Amplification Plot</p>  <p>Mx3005P®: HEX channel Internal positive control</p>
<p>Amplification Curves</p>  <p>LightCycler® 480: FAM channel 1:10 serial dilution of <i>Chlamydomphila</i> DNA</p>	<p>Amplification Curves</p>  <p>LightCycler® 480: Cy5 channel Internal positive control</p>	

BactoReal®, MycoReal, ParoReal and ViroReal® Kits run with the same thermal cycling conditions. RNA and DNA material can be analysed in one PCR run.

For further information on our products please visit our homepage (www.ingenetix.com)